



TEST / CALIBRATION REPORT

Type Test Report for MECO Moving Iron AC Panel Meter

Testing as per IS 1248 : 1993 (Category II)



ELECTRONICS REGIONAL TEST LABORATORY (WEST)
MINISTRY OF COMMUNICATIONS & INFORMATION TECHNOLOGY, (STQC Dte.)

Government of India

Plot No. F 7 & 8, MIDC Area, Opp. SEEPZ,
Andheri (E), Mumbai-400 093.

Phone : (022) 2832 5134, 2830 1468, 2830 1138 Fax : (022) 2822 5713
E-mail : ertlbom@bom4.vsnl.net.in

MEMORANDUM

The Test/Calibration Report issued by **ERTL (W)** is a record of the measurements conducted on the products submitted to it for testing / calibration and the results thereof. Unless otherwise specified in the report, the results are applicable only to those products which have been tested / calibrated and do not apply to other products even though declared to be identical.

This Report, if reproduced for any purpose-commercial or otherwise would be reproduced in full. Reproduction of a part of the report or an abstract thereof must be specifically approved from the **ERTL (W)**.

LIABILITY CLAUSE

1. **ERTL (W)** shall not be liable for any change in test / calibration data and performance specification on account of malfunctioning of the standard / instrument /equipment due to any damage caused to it after the report, in respect of it has been issued.
2. The report shall not be regarded in any way diminishing the normal contractual responsibilities / obligations between the customer and **ERTL (W)**.
3. The result reported in this report are valid only at the time of and under the stated conditions of the measurements.

ELECTRONICS REGIONAL TEST LABORATORY (WEST) MINISTRY OF INFORMATION TECHNOLOGY (STQC Dte.)	REPORT NO. ERTL(W)/2002E&S295		
SUBJECT: TYPE TESTING OF MOVING IRON AC PANEL METER	DATE 6 MAY 2003	PAGE 1	OF 9

1. **SCOPE**

1.1 Service Request No : ERTL(W) / 20022611 dated 31-Dec.-2002

1.1.1 Service Request finalised on : 31-Dec.-2002

1.2 Requested by (Name and address of organisation) : MECO INSTRUMENTS PVT LTD.,
301, BHARAT INDUSTRIAL EASTATE,
T.J. ROAD, SEWREE (W),
MUMBAI - 400 015.


1.3	<u>Description</u>	<u>Qty</u>	<u>Manufacturer</u>	<u>Model</u>	<u>Serial Nos.</u>
	MOVING IRON AC PANEL METER, 0 - 500 V. CLASS - 1.5	03 Nos.	MECO	SQ 96	7504/2 - SAMPLE 1 (S1) 1126/3 - SAMPLE 2 (S2) 1127/3 - SAMPLE 3 (S3)

1.4 Test specifications : TYPE TEST AS PER IS 1248 : 1993
CATEGORY II

1.5 Lab Ambient : Temperature : (25 ±2) deg.C
Humidity : (55 ±5) % RH

1.6 Test Equipment used :


1. Calibration System	S&C/138
2. D.M.M	E&S/120
3. Digital Insulation Tester	E&S/121
4. W/I Auto Tester	E&S/066
5. Environmental Chamber	ENV/042
6. Environmental Chamber	WK 1000-2
7. Energy Meter Calibrator	E&S/126
8. Vibration Machine	ENV/008
9. Shock Test Machine	ENV/018



ELECTRONICS REGIONAL TEST LABORATORY (WEST)		REPORT NO. ERTL(W) / 2002E&S295	
MINISTRY OF INFORMATION TECHNOLOGY (STQC Dte.)		DATE	PAGE
SUBJECT : TYPE TESTING OF MOVING IRON AC PANEL METER		6 MAY 2003	2
			OF 9


2.0 Test Results

Sr.No.	Test/Parameter	Test Condition	Requirement	Observation			Remark
				S-1	S-2	S-3	
2.1	Insulation Resistance	At 500 V DC for 1 min. between terminals shorted together and body.	Not less than 5 M ohm	> 2000 M ohm	> 2000 M ohm	> 2000 M ohm	Complied
2.2	High Voltage Test	AT 3 kV AC rms for 1 min. between terminals shorted together and foil wrapped on body.	There shall not be any breakdown/ flashover.	No breakdown or flashover observed in case of any of the 3 samples			Complied
2.3	Intrinsic Error	At following equidistant points 100 V 200 V 300 V 400 V 500 V	Class index (1.5%)	S - 1 0.4 % -0.6 % 0.2 % 0.6 % 0.0 %	S - 2 0.8 % -0.4 % -0.2 % 0.0 % -0.2 %	S - 3 0.6 % -0.8 % -0.2 % 0.2 % -0.2 %	Complied
2.4	Variation due to influential quantities						
2.4.1	Variation due to ambient temp.	Lower temp. 10 deg. C, Upper temp. 37 deg. C Intrinsic error checked at following equidistant points. 100 V 200 V 300 V 400 V 500 V	Permissible variation shall be 100% of class index	S-1 0.4 % 0.2 % 0.2 % 0.6 % 0.6 %	S-2 0.6 % 0.4 % 0.4 % 0.4 % 0.8 %	S-3 0.0 % 0.6 % 0.4 % 0.6 % 0.4 %	Complied



ELECTRONICS REGIONAL TEST LABORATORY (WEST)		REPORT NO. ERTL(W) / 2002E&S295	
MINISTRY OF INFORMATION TECHNOLOGY (STQC Dte.)			
SUBJECT : TYPE TESTING OF MOVING IRON AC PANEL METER		DATE	PAGE
		6 MAY 2003	3
			OF
			9


Sr.No.	Test/Parameter	Test Condition	Requirement	Observation	Remark
2.4.2	Variation due to humidity	Lower Relative humidity 2.5%, Upper Relative humidity 80% Intrinsic error checked at following equidistant points 100 V 200 V 300 V 400 V 500 V	Permissible variation shall be 100% of class index	1.4 % 0.6 % 1.0 % 0.2 % 0.4 % 0.6 % 1.0 % 0.4 % 0.6 %	Complied
2.4.3	Variation due to distortion of AC measured quantity	Superimpose 20 % of third harmonics up on the fundamental wave form.	Permissible variation shall be 100% of class index	0 %	Complied
2.4.4	Variation due to frequency of AC measured quantity	Frequency varied from 45 Hz to 55 Hz 100 V AC 200 V AC 300 V AC 400 V AC 500 V AC	Permissible variation shall be 100% of class index	1.2 % 0.4 % 0.6 % 0.6 % 0.4 % 0.2 % 0 % 0 % 0 % 0 %	Complied
2.4.4	Variation due to position	Intrinsic error to be measured at reference plane and then at 5 deg. Inclination plane in forward, backward, left & right direction. Maximum deviation at following equidistant points 100 V 200 V 300 V 400 V 500 V	Permissible variation shall be 50% of class index	0.7 % 0.7 % 0.6 % 0.7 % 0.7 % 0.6 % 0.6 % 0.6 % 0.6 %	Complied



Released By _____

ELECTRONICS REGIONAL TEST LABORATORY (WEST)		REPORT NO. ERTL(W) / 2002E&S295	
MINISTRY OF INFORMATION TECHNOLOGY (STQC Dte.)		DATE	PAGE
SUBJECT : I TYPE TESTING OF MOVING IRON AC PANEL METER		6 MAY 2003	4
		OF	9

Sr.No	Test/Parameter	Test Condition	Requirement	Observation			Remark
				S-1	S-2	S-3	
2.4.5	Variation due to magnetic field of external origin	AC excitation of upper limit under an external magnetic field of 0.4kA/m. Maximum deviation to be observed.	6 % of fiducial value	4.0%	6.0 %	S-3 4.0 %	Complied
2.4.6	Variation due to ferromagnetic supports	Accuracy test carried out by mounting UUT on Non Ferrous Panel (PVC) & Ferrous Panel at following equidistant points 100 V 200 V 300 V 400 V 500 V	Within the limit of intrinsic error	-0.4 % 1.2 % 0.2 % 0.6 % 0.2 %	-1.0 % -0.8 % 0 % 0.2 % -0.2 %	-0.8 % -1.2 % -0.4 % -0.2 % -0.2 %	Complied
2.4.7	Variation due to conductive supports	Accuracy test carried out by mounting UUT on conductive support at following equidistant points 100 V 200 V 300 V 400 V 500 V	Shall meet the requirement of intrinsic error	-0.2 % -0.8 % 0.4 % 0.6 % 0.2 %	0 % -0.6 % 0.2 % 0.4 % 0.2 %	-1.0 % -1.2 % 0 % 0.2 % 0.2 %	Complied
2.5	Damping						
2.5.1	Mechanical overshoot	By suddenly applying 2/3 rd of measuring range & note down the % overshoot.	Shall not exceed 20% of scale length	0 %	4 %	4 %	Complied
2.5.2	Response time	By suddenly applying 2/3 rd of measuring range & note down time (sec).	Within 1.5% scale length after 4 s.	Indices reached the position of test within 4s in each case			Complied




Released By

ELECTRONICS REGIONAL TEST LABORATORY (WEST)		REPORT NO. ERTL(W) / 2002E&S295	
MINISTRY OF INFORMATION TECHNOLOGY (STQC Dte.)		DATE	PAGE
SUBJECT : TYPE TESTING OF MOVING IRON AC PANEL METER		6 MAY 2003	5
			OF 9

Sr.No.	Test/Parameter	Test Condition	Requirement	Observation			Remark
				S-1	S-2	S-3	
2.6	Self Heating	By applying 90% of upper limit of measuring range for 30 to 35 min. & note down the deviation (%)	Shall comply with the requirements of class index.	0.4 %	0.4 %	0.4 %	Complied
2.7	Continuous overload	a) By applying 120% of upper limit for 2h b) Accuracy test at following equidistant points after 2 h. 100 V 200 V 300 V 400 V 500 V	a) Residual deflection shall not exceed 1% of scale length b) Shall comply with the accuracy requirement.	No residual deflection observed			Complied
2.8	Overloads of short duration	a) Apply 200 % for 0.5s nine times at an interval of 60s and once for 5s. b) Accuracy test at the following equidistant points : 100 V 200 V 300 V 400 V 500 V	a) Deviation of index from zero scale mark shall not exceed 0.5% of scale length b) Shall comply with accuracy requirements.	No deviation observed on any of the three samples.			Complied
				S-1	S-2	S-3	
				-0.6 %	-0.2 %	-1.0 %	
				-1.2 %	-0.8 %	-1.0 %	
				0.2 %	-0.2 %	0 %	
				0.6 %	-0.2 %	-0.2 %	
				0 %	-0.2 %	-0.2 %	


Released By



ELECTRONICS REGIONAL TEST LABORATORY (WEST)		REPORT NO. ERTL(W) / 2002E&S295	
MINISTRY OF INFORMATION TECHNOLOGY (STQC Dte.)		DATE	PAGE
SUBJECT : TYPE TESTING OF MOVING IRON AC PANEL METER		6 MAY 2003	6
			OF 9

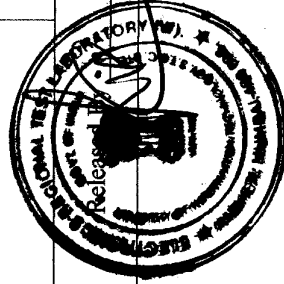
Sr.No.	Test/Parameter	Test Condition	Requirement	Observation	Remark																		
2.9	Environmental Tests																						
2.9.1	Temp cycling	55 deg.C for 16h & -10 deg.C for 8h. 3 cycles while at 80% of the upper limit of excitation. During the last cycle at the end of 16h and while at high temp. slowly increase & decrease the excitation until index reaches the upper limit of measuring range & return to zero. Similarly after 8h at lower temp. slowly increase & decrease the excitation until index reaches the upper limit of measuring range & return to zero.	To be conditioned	Conditioned Indices were responding to excitation change.	-----																		
2.9.2	Post Measurement Intrinsic error	At the following equidistant points : 100 V 200 V 300 V 400 V 500 V	Error shall be within class index (1.5%)	<table border="1"> <thead> <tr> <th>S-1</th> <th>S-2</th> <th>S-3</th> </tr> </thead> <tbody> <tr> <td>1.0 %</td> <td>1.2 %</td> <td>1.2 %</td> </tr> <tr> <td>-1.4 %</td> <td>-0.8 %</td> <td>-0.8 %</td> </tr> <tr> <td>0 %</td> <td>-0.2 %</td> <td>0.2 %</td> </tr> <tr> <td>0.6 %</td> <td>0.4 %</td> <td>0.4 %</td> </tr> <tr> <td>-0.4 %</td> <td>0 %</td> <td>0 %</td> </tr> </tbody> </table>	S-1	S-2	S-3	1.0 %	1.2 %	1.2 %	-1.4 %	-0.8 %	-0.8 %	0 %	-0.2 %	0.2 %	0.6 %	0.4 %	0.4 %	-0.4 %	0 %	0 %	Complied
S-1	S-2	S-3																					
1.0 %	1.2 %	1.2 %																					
-1.4 %	-0.8 %	-0.8 %																					
0 %	-0.2 %	0.2 %																					
0.6 %	0.4 %	0.4 %																					
-0.4 %	0 %	0 %																					
2.9.3	Damp Heat Cyclic Test	As per IS 9000. Part 5 Sec. 1 (16+8) h cycle. 2 cycles. Recovery 24 h.	To be conditioned	Conditioned	-----																		
2.9.4	Post Measurement Intrinsic error	At the following equidistant points : 100 V 200 V 300 V 400 V 500 V	Class index (1.5%)	<table border="1"> <thead> <tr> <th>S-1</th> <th>S-2</th> <th>S-3</th> </tr> </thead> <tbody> <tr> <td>-1.4 %</td> <td>-1.4 %</td> <td>-0.6 %</td> </tr> <tr> <td>-1.4 %</td> <td>-1.4 %</td> <td>-1.0 %</td> </tr> <tr> <td>-0.2 %</td> <td>-1.0 %</td> <td>0.4 %</td> </tr> <tr> <td>0.2 %</td> <td>-0.8 %</td> <td>0.4 %</td> </tr> <tr> <td>-0.6 %</td> <td>-1.0 %</td> <td>-0.2 %</td> </tr> </tbody> </table>	S-1	S-2	S-3	-1.4 %	-1.4 %	-0.6 %	-1.4 %	-1.4 %	-1.0 %	-0.2 %	-1.0 %	0.4 %	0.2 %	-0.8 %	0.4 %	-0.6 %	-1.0 %	-0.2 %	Complied
S-1	S-2	S-3																					
-1.4 %	-1.4 %	-0.6 %																					
-1.4 %	-1.4 %	-1.0 %																					
-0.2 %	-1.0 %	0.4 %																					
0.2 %	-0.8 %	0.4 %																					
-0.6 %	-1.0 %	-0.2 %																					

Released By _____



ELECTRONICS REGIONAL TEST LABORATORY (WEST)		REPORT NO. ERTL(W) / 2002E&S295	
MINISTRY OF INFORMATION TECHNOLOGY (SIQC Div.)		DATE	PAGE
SUBJECT : TYPE TESTING OF MOVING IRON AC PANEL METER		6 MAY 2003	7
			OF 9

Sr.No.	Test/Parameter	Test Condition	Requirement	Observation	Complied
2.10	Deviation from zero	Energise the samples for 30s at upper limit of measuring range. Quickly reduce the excitation to zero. Deviation from zero shall be measured 15s after the excitation has been reduced to zero.	Deviation expressed as percentage of scale length shall not exceed more than 50% of class index.	No deviation observed in any of the three samples.	
2.11	Vibration test	As per IS 9000 Part 8 Sweep range: 10-150-10 Hz Displacement amplitude: 0.15 mm peak in the range 10-60 Hz, Acceleration: 2g in the range: 60-150 Hz, Sweep Rate: 1 octave/min., Duration : 6 h. Endurance shall be performed at resonance frequency. Vibration shall be applied at the resonance frequency for 6h in that direction. If the resonance is observed in any of these 3 directions, the equipment shall be subjected to vibration at each of the frequencies 25, 50, 100 and 150 Hz in each of the 3 mutually perpendicular direction so that the total duration shall not exceed 6 h.	To be conditioned	Conditioned No visual damage observed	---



ELECTRONICS REGIONAL TEST LABORATORY (WEST)		REPORT NO. ERIL(W) / 2002E&S295	
MINISTRY OF INFORMATION TECHNOLOGY (STQC Dte.)			
SUBJECT : TYPE TESTING OF MOVING IRON AC PANEL METER		DATE	PAGE
		6 MAY 2003	8
		OF	9



Sr.No.	Test/Parameter	Test Condition	Requirement	Observation			Remark
				S-1	S-2	S-3	
2.12	Accuracy Test (Post Vibration)	At the following equidistant points : 100 V 200 V 300 V 400 V 500 V	Error shall not deviate more than 50% of class index	0.6 % 0.6 % 0.6 % 0.4 % 0.4 %	0.4 % 0.4 % 0.6 % 0.6 % 0.6 %	0.6 % 0.6 % 0.0 % 0.4 % 0.6 %	Complied
2.13	Shock Test	As per IS 9000 P-7, Peak Acceleration: 15g, Pulse shape: half sine, Duration: 11 ms, 3 shocks in both directions of 3 mutually perpendicular axes (total 18 shocks)	To be conditioned	Conditioned			-----
2.14	Accuracy Test (Post Shock)	At the following equidistant points : 100 V 200 V 300 V 400 V 500 V	Error after test shall not deviate by more than 100% of class index from the original values measured before shock test.	0.2 % 0.2 % 0.2 % 0.2 % 0.2 %	0.4 % 0.4 % 0.0 % 0.2 % 0.2 %	0.4 % 0.0 % 0.2 % 0.2 % 0.2 %	Complied
2.15	Life Test	The UUT shall be subjected to 1,50,000 full scale deflections, the impulse supplied being of such amplitude that the pointer reaches max. value of the scale without impinging on the end stop. ON for 1 sec OFF for 4 sec during one cycle.	To be conditioned	Conditioned			-----
2.16	Accuracy Test (Post Life Test)	At the following equidistant points : 100 V 200 V 300 V 400 V 500 V	Error shall be within class index (1.5 %)	0.2 % 0.0 % 0.6 % 0.6 % -0.4 %	-0.4 % -0.6 % -0.6 % -0.8 % -1.4 %	0.0 % -0.8 % -0.6 % -0.4 % -0.4 %	Complied

Released By



ELECTRONICS REGIONAL TEST LABORATORY (WEST) MINISTRY OF INFORMATION TECHNOLOGY (STQC Dte.)	REPORT NO. ERTL(W)/2002E&S295		
SUBJECT: TYPE TESTING OF MOVING IRON AC PANEL METER	DATE 6 MAY 2003	PAGE 9	OF 9

3.0 **General Remarks** : Nil.

REPORT APPROVED BY	REPORT
 HEAD (E&S)	 OIC (ESE)

OUR ACCREDITATION STATUS

ERTL (W) set up under the STQC Directorate, Ministry of Communications & Information Technology, Govt. of India has been accredited under number of national / international systems as follows :

SYSTEM	AREA	STATUS
IECQ (International Electro-technical Commission on Quality Assessment System for Electronic Components)	Component Testing <ul style="list-style-type: none"> ● Resistors (Fixed) ● Capacitors (Fixed) 	Accredited as ITL (Independent Test Laboratory)
NABL (C), India National Accredital Board for Test & Calibration laboratories (Calibration System)	Calibration <ul style="list-style-type: none"> ● Electro-technical discipline ● Thermal discipline ● Mechanical discipline 	Accredited Calibration Laboratory
NABL(T), India National Accredital Board for Test & Calibration laboratories (Testing System)	Electronic & Electrical Testing	Accredited Test Laboratory
IECEE-CE-Scheme	<ul style="list-style-type: none"> ● Mains Operated Electronic Consumer Products 	Approved as a CB test Laboratory
Other recognition		Recognised by CSPO of State Govt., DOT, Naval Docyard, LCSO etc.